


Activity

Draughts on the Seashore

Make a "seashore" version of the popular game of draughts, also known as checkers, by recycling milk bottle tops and cardboard!




You will need:

- Cardboard
- Paper
- Ruler
- Pencil
- Colours
- 24 Bottle Tops
- Scissors
- Glue




1


1. This board is designed for milk bottle tops that are 4cm in diameter. Measure and cut a piece of card 40cm x 40cm. Divide into squares of 5cm x 5cm.
- 2/3. Colour alternate squares in a dark colour until you have a finished board.
4. Print out this sheet twice (or reproduce the starfish and the crab, 12 times each).
5. Cut, colour & glue each onto the bottle tops.



2



4



3



5



For rules on how to play draughts, check out:
<http://wiki.kidzsearch.com/wiki/Checkers>

Images courtesy of Susan Murphy Wickers

© 2016 Sherkin Island Marine Station & its licensors. All rights reserved.