


Nature & Art

You can learn a lot about nature by combining nature and art. A new step-by-step guide, designed for primary school teachers, parents and children offers a wide range of educational material to help learn about Ireland's nature. The manual is easy to use and gives lots of information and ideas that can be incorporated into the school year - for all class levels.

The manual is also great fun. The author, Gordon D'Arcy is a wildlife artist with 25 years of experience and so there are also wonderful tips for drawing animals included. He works with 'Starter Shapes' for each animal, giving the brain the chance to 'see' the entire image before starting and then allowing the children's imagination to 'kick-in'. Here are some sample pages from the manual.



THE STONE WALL


— Wildlife Habitat

EXERCISE: Construct a stone wall in the classroom



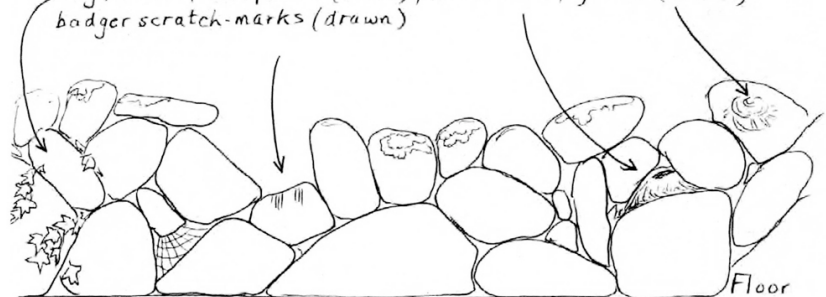
Cut out 'stones' from waste cardboard, 30 or more — all different shapes and sizes

Paint stones (one side only)



Stick stones on to classroom wall or on corridor outside with bluetack or similar removable adhesive. Biggest stones at bottom

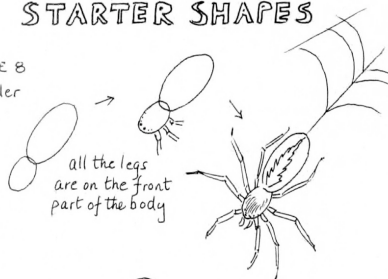
Collect real (well dried) or fabricated material for putting on to the 'stones' of the wall. Examples — Lichen & moss (well dried), spiders' web & spider (fabricated) Ivy, snail, owl pellet (dried), bird's nest, fossil (drawn) badger scratch-marks (drawn)



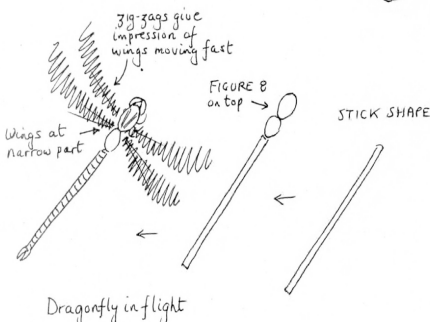

Courtesy of Gordon D'Arcy

STARTER SHAPES

FIGURE 8 for spider



HEART SHAPE & BANANA SHAPE



Nature is available from Gordon D'Arcy, Killeenaran, Kilcolgan, County Galway, Ireland. It costs €25.00 per copy (plus €3.50 p&p per copy). For further information contact Gordon D'Arcy directly at gordondarcy1@eircom.net