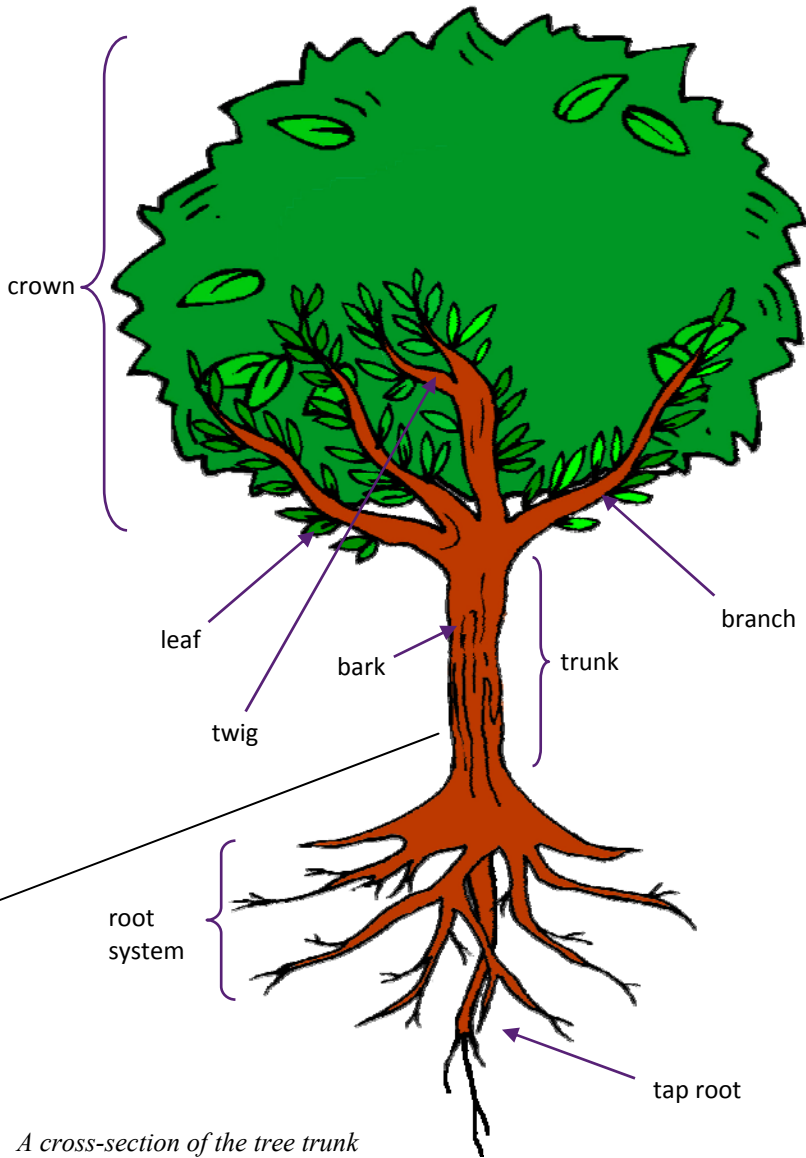
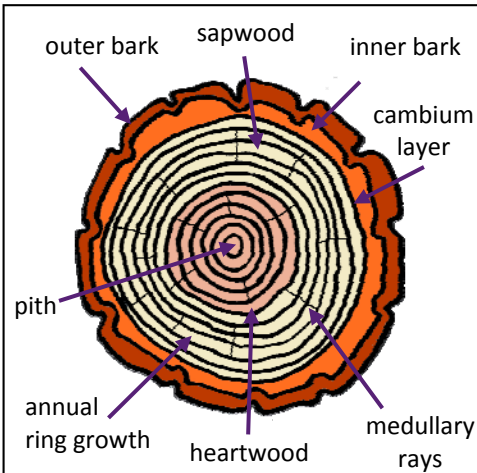


## Parts of a Tree



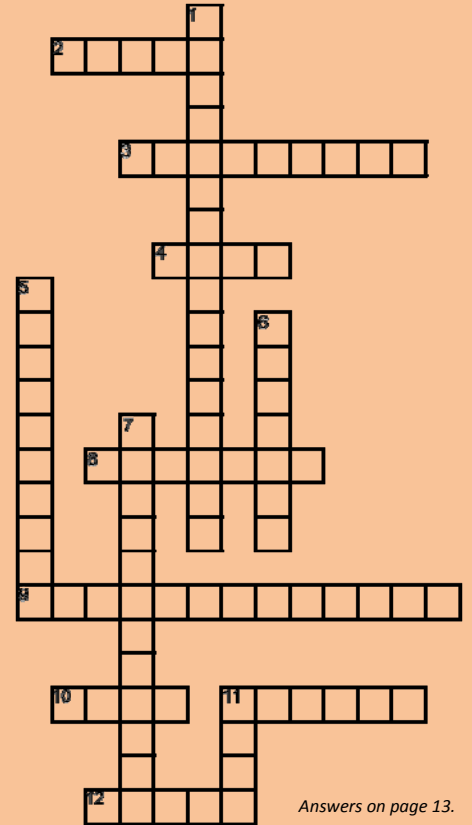
A cross-section of the tree trunk



### A Tree's Timeline

This tree was planted 12 years ago and for every year that it has been growing it has added a ring of growth. Can you identify the rings where a milestone in your life occurred, such as when you were born, had a celebration or got a new brother, sister or pet?

Use the words on the left, along with the clues below, to see if you can work out what goes where?



Answers on page 13.

#### ACROSS:

2. This makes up the leaves and branches at the top of the tree.
3. The tree's older wood, which is usually darker in colour than the sapwood.
4. The first year of a tree's growth.
8. The tree's younger wood, which is usually lighter in colour than the heartwood.
9. The rays that transport sap through the tree.
10. Part of the tree that turns energy into food.
11. A limb which provides support for the twigs and leaves.
12. The main stem of the tree.

#### DOWN:

1. Each year of growth of the tree.
5. This holds the tree in the ground and absorbs water and nutrients.
6. Some trees have a long root that goes down deeper than other roots.
7. A thin layer of cells just between the bark and the sapwood.
11. The outer layer, which protects the tree.