

Black John the Bogus Pirate

Zelda, the apprentice Voodoo witch, can only cast a proper spell if someone draws her a picture of what the spell has to do - and even then her magic doesn't always work exactly the way she wants it to !!!

Luckily John Black is a good artist and this is how you can learn to draw as well.

Look at yourself in the mirror and watch what happens your mouth, eyes and eyebrows when you make Happy, Sad, Angry and Surprised faces.


Once you know how to draw the four simple faces below, you can make a cartoon character out of ANYTHING!

Try it yourself by copying the four fish that Black John has drawn for Zelda - but don't dare try any magic!



HAPPY

Corners of mouth and eyebrows go UP and eyes are WIDE OPEN.




SAD

Corners of mouth, eyelids and eyebrows go DOWN.



ANGRY

Mouth OPEN (but not in a good way!) so teeth can be seen. Eyebrows dip in the middle, like the wings of a



SURPRISED

Mouth and eyes are WIDE OPEN - so that you can see tongue - and eyebrows are UP.





Help Zelda Cast Her Spell !



1. Draw Zelda a fish by drawing a curved smile, chubby cheeks, and a nice big eye . . .

2. Then put in the bottom lip and a fat little body curving round to the tail.



3. Draw on the tail, the dorsal fin on top and the pelvic fins below . . . and a nice big bubble !

4. Then colour in your cartoon and you have a friendly fish. Do you think Zelda got it right? Look and see !!!!!

